

**UNITED STATES
SECURITIES AND EXCHANGE COMMISSION
WASHINGTON, D.C. 20549**

FORM 8-K

CURRENT REPORT

Pursuant to Section 13 or 15(d) of the Securities Exchange Act of 1934

Date of Report (Date of earliest event reported): August 6, 2020

AMERICA FIRST MULTIFAMILY INVESTORS, L.P.

(Exact name of Registrant as Specified in Its Charter)

Delaware
(State or Other Jurisdiction
of Incorporation)

000-24843
(Commission File Number)

47-0810385
(IRS Employer
Identification No.)

**14301 FNB Parkway, Suite 211,
Omaha, Nebraska**
(Address of Principal Executive Offices)

68154
(Zip Code)

Registrant's Telephone Number, Including Area Code: (402) 952-1235

Not Applicable

(Former Name or Former Address, if Changed Since Last Report)

Check the appropriate box below if the Form 8-K filing is intended to simultaneously satisfy the filing obligation of the registrant under any of the following provisions (see General Instruction A.2. below):

- Written communications pursuant to Rule 425 under the Securities Act (17 CFR 230.425)
- Soliciting material pursuant to Rule 14a-12 under the Exchange Act (17 CFR 240.14a-12)
- Pre-commencement communications pursuant to Rule 14d-2(b) under the Exchange Act (17 CFR 240.14d-2(b))
- Pre-commencement communications pursuant to Rule 13e-4(c) under the Exchange Act (17 CFR 240.13e-4(c))

Securities registered pursuant to Section 12(b) of the Act:

Title of each class	Trading Symbol(s)	Name of each exchange on which registered
Beneficial Unit Certificates representing assignments of limited partnership interests in America First Multifamily Investors, L.P.	ATAX	The NASDAQ Stock Market, LLC

Indicate by check mark whether the registrant is an emerging growth company as defined in Rule 405 of the Securities Act of 1933 (§230.405 of this chapter) or Rule 12b-2 of the Securities Exchange Act of 1934 (§240.12b-2 of this chapter).

Emerging growth company

If an emerging growth company, indicate by check mark if the registrant has elected not to use the extended transition period for complying with any new or revised financial accounting standards provided pursuant to Section 13(a) of the Exchange Act.

Item 7.01. Regulation FD Disclosure.

On August 6, 2020, America First Multifamily Investors, L.P. (the "Partnership") is providing the information which is included in this Current Report on Form 8-K (including Exhibit 99.1 hereto) with respect to supplemental financial information for the Partnership on the Partnership's website, www.ataxfund.com. This information includes selected financial and operations information from the second quarter of 2020 and does not represent a complete set of financial statements and related notes prepared in conformity with generally accepted accounting principles ("GAAP"). Most, but not all, of the selected financial information furnished herein is derived from the Partnership's consolidated financial statements and related notes prepared in accordance with GAAP and management's discussion and analysis of financial condition and results of operations included in the Partnership's reports on Forms 10-K and 10-Q.

The information included in this Current Report on Form 8-K (including Exhibit 99.1 hereto) that is furnished pursuant to this Item 7.01 shall not be deemed to be "filed" for the purposes of Section 18 of the Securities and Exchange Act of 1934, as amended, or otherwise subject to the liabilities of that Section or Sections 11 and 12(a)(2) of the Securities Act of 1933, as amended. The information contained in this Item and in the accompanying Exhibit 99.1 shall not be incorporated by reference into any filing of the Partnership, whether made before or after the date hereof, regardless of any general incorporation language in such filing, unless expressly incorporated by specific reference into such filing.

Item 9.01. Financial Statements and Exhibits.

- (a) Not applicable.
- (b) Not applicable.
- (c) Not applicable.
- (d) Exhibits.

Exhibit Number	Description
99.1	Supplemental information furnished August 6, 2020.
104	Cover Page Interactive Data File (embedded within the Inline XBRL document)

SIGNATURES

Pursuant to the requirements of the Securities Exchange Act of 1934, the registrant has duly caused this report to be signed on its behalf by the undersigned thereunto duly authorized.

AMERICA FIRST MULTIFAMILY INVESTORS, L. P.

Dated: August 6, 2020

By: /s/ Jesse A. Coury

Printed: Jesse A. Coury

Title: Chief Financial Officer



ATA**X** AMERICA FIRST
MULTIFAMILY INVESTORS, L.P.

Supplemental Financial Report for the
Quarter Ended June 30, 2020



AMERICA FIRST MULTIFAMILY INVESTORS, L.P.

All statements in this document other than statements of historical facts, including statements regarding our future results of operations and financial position, business strategy and plans and objectives of management for future operations, are forward-looking statements. When used, statements which are not historical in nature, including those containing words such as “anticipate,” “estimate,” “should,” “expect,” “believe,” “intend,” and similar expressions, are intended to identify forward-looking statements. We have based forward-looking statements largely on our current expectations and projections about future events and financial trends that we believe may affect our business, financial condition and results of operations. This document may also contain estimates and other statistical data made by independent parties and by us relating to market size and growth and other industry data. This data involves a number of assumptions and limitations, and you are cautioned not to give undue weight to such estimates. We have not independently verified the statistical and other industry data generated by independent parties contained in this supplement and, accordingly, we cannot guarantee their accuracy or completeness. In addition, projections, assumptions and estimates of our future performance and the future performance of the industries in which we operate are necessarily subject to a high degree of uncertainty and risk due to a variety of factors, including those described under the headings “Item 1A Risk Factors” in our 2019 Annual Report on Form 10-K for the year ended December 31, 2019 and our Quarterly Reports on Form 10-Q for the quarters ended March 31, 2020 and June 30, 2020. These forward-looking statements are subject to various risks and uncertainties and America First Multifamily Investors, L.P. (“ATAX” or “Partnership”) expressly disclaims any obligation to publicly update or revise any forward-looking statements, whether as a result of new information, future events or otherwise.

Most, but not all, of the selected financial information furnished herein is derived from the America First Multifamily Investors, L.P.’s consolidated financial statements and related notes prepared in conformity with generally accepted accounting principles in the United States of America (“GAAP”) and management’s discussion and analysis of financial condition and results of operations included in the Partnership’s reports on Forms 10-K and 10-Q. The Partnership’s annual consolidated financial statements were subject to an independent audit, dated February 26, 2020.

Disclosure Regarding Non-GAAP Measures

This document refers to certain financial measures that are identified as non-GAAP. We believe these non-GAAP measures are helpful to investors because they are the key information used by management to analyze our operations. This supplemental information should not be considered in isolation or as a substitute for the related GAAP measures.

Please see the consolidated financial statements we filed with the Securities and Exchange Commission on Forms 10-K and 10-Q. Our GAAP consolidated financial statements can be located upon searching for the Partnership’s filings at www.sec.gov.





PARTNERSHIP FINANCIAL INFORMATION

TABLE OF CONTENTS

	Pages
▼ Supplemental Letter from the CEO	4
▼ Quarterly Fact Sheet	5
▼ Financial Performance Trend Graphs	6-11
▼ Other Partnership Information	12
▼ Partnership Financial Measures	13-14

AMERICA FIRST MULTIFAMILY INVESTORS L.P.

SUPPLEMENTAL LETTER FROM THE CEO

During the second quarter of 2020, ATAX focused on monitoring the impact of COVID-19 on our business and strengthening relationships with our business partners.

We reported the following financial results as of and for the three months ended June 30, 2020:

- Total revenues of approximately \$14.5 million
- Net income, basic and diluted, of \$0.06 per Beneficial Unit Certificate ("BUC")
- Cash Available for Distribution of \$0.09 per BUC
- Total assets of approximately \$1.0 billion
- Total Mortgage Revenue Bond ("MRB") investments of approximately \$787.6 million

We reported the following notable transactions during the second quarter of 2020:

- Acquired a Governmental Issuer Loan ("GIL") for \$40.0 million and leveraged the investment using \$36.0 million of proceeds from a Tender Option Bond ("TOB") Trust financing
- Acquired 100% of the first mortgage MRBs on a single project for approximately \$7.5 million
- Received approximately \$10.3 million of cash upon the sale of Vantage at Waco
- Terminated five Term A/B Trust financings totaling approximately \$43.7 million with Deutsche Bank and replaced with five new TOB Trust financings with Mizuho totaling approximately \$55.4 million
- Terminated the Master Trust Agreement with Deutsche Bank and are no longer subject to related debt covenants

In addition, in July 2020, the Partnership extended the maturity dates of all its TOB Trust financings scheduled to mature in 2021 to July 2023 and extended the maturity of its two unsecured lines of credit to June 2022. Both transactions provide us with long-term liquidity and provide flexibility in meeting our future contractual commitments.

The impacts of COVID-19 on the general economy and our operations continue to evolve. What we do know is that:

- Our business partners remain open for business
- We have access to capital markets as needed
- All our multifamily MRBs are current on contractual principal and interest payments as of June 30, 2020
- We have received no requests for forbearance on multifamily MRBs to date
- There have been no supply chain disruptions for labor or building materials at the Vantage properties
- Our team continue to perform at a high level while observing policies that align with recommendations and requirements of the U.S. Centers for Disease Control and Prevention

We are committed to navigating these uncertain times in the best interest of our unitholders.

Thank you for your continued support of ATAX!

/s/ Chad L. Daffer
Chad L. Daffer
Chief Executive Officer



SECOND QUARTER 2020 FACT SHEET

PARTNERSHIP DETAILS

(As of June 30, 2020)

Symbol (NASDAQ)		ATAX
Most Recent Quarterly Distribution	\$	0.06
Unit Price	\$	4.12

BUCs Outstanding (including Restricted Units)		60,835,204
Market Capitalization	\$	250,641,040
52-week BUC price range		\$4.06 to \$8.18

ATAX was formed for the primary purpose of acquiring a portfolio of MRBs that are issued to provide construction and/or permanent financing of multifamily residential properties. We continue to expect most of the interest paid on these MRBs to be excludable from gross income for federal income tax purposes. In addition, we have invested in equity interests in multifamily, market rate projects throughout the U.S. We have also acquired interests in multifamily projects ("MF Properties") to position ourselves for future investments in MRBs issued to finance these properties or to operate the MF Properties until their "highest and best use" can be determined. We continue to pursue a business strategy of acquiring additional MRBs, on a leveraged basis, and other investments.

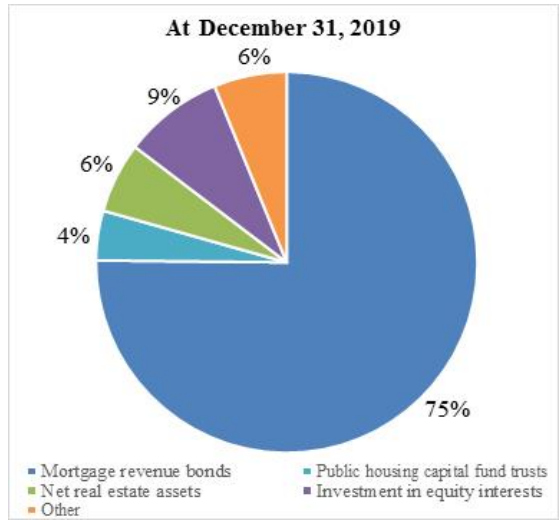
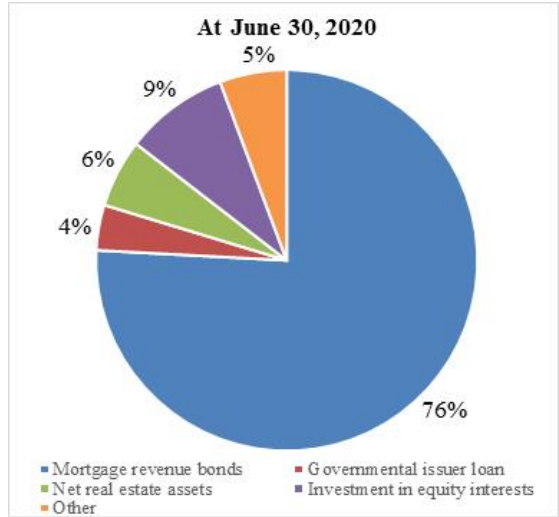
Partnership Financial Information for Q2 2020 (\$'s in 000's, except per BUC amounts)

	<u>6/30/2020</u>	<u>12/31/2019</u>
Total Assets	\$1,038,489	\$1,029,169
Leverage Ratio ¹	62%	61%

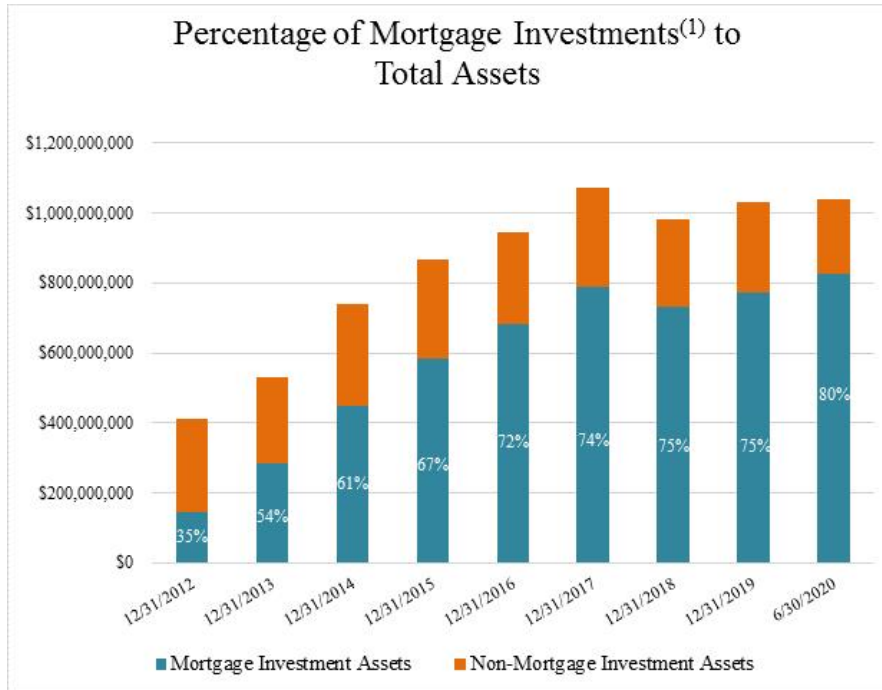
	<u>Q2 2020</u>	<u>YTD 2020</u>
Total Revenue	\$14,478	\$28,215
Net Income	\$4,588	\$7,570
Cash Available for Distribution ("CAD") ²	\$5,701	\$8,537
Distribution Declared per BUC ³	\$0.06	\$0.185

- Our overall leverage ratio is calculated as total outstanding debt divided by total assets using cost adjusted for paydowns and allowances for MRBs, governmental issuer loan, PHC Certificates, property loans, and taxable MRBs, and initial cost for deferred financing costs and MF Properties.
- Management utilizes a calculation of Cash Available for Distribution ("CAD") to assess the Partnership's operating performance. This is a non-GAAP financial measure and a reconciliation of our GAAP net income to CAD is provided on page 13 of the Supplement herein.
- The most recent distribution was paid on July 31, 2020 for BUC holders of record as of June 30, 2020. The distribution is payable to BUC holders of record as of the last business day of the quarter end and ATAX trades ex-dividend two days prior to the record date, with a payable date of the last business day of the subsequent month.

ATAX ASSET PROFILE

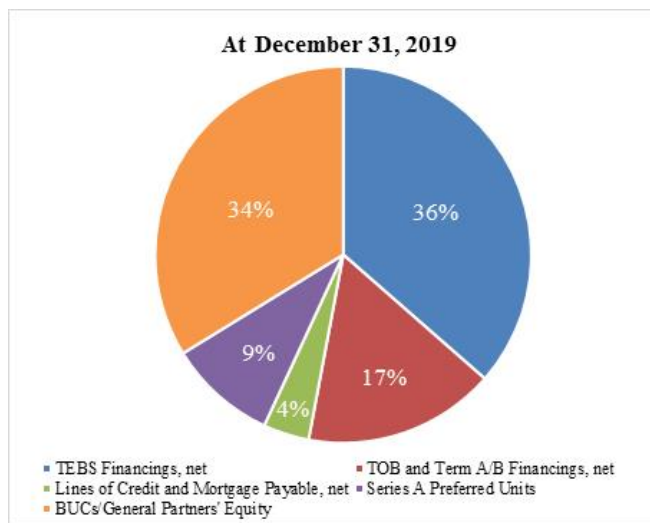
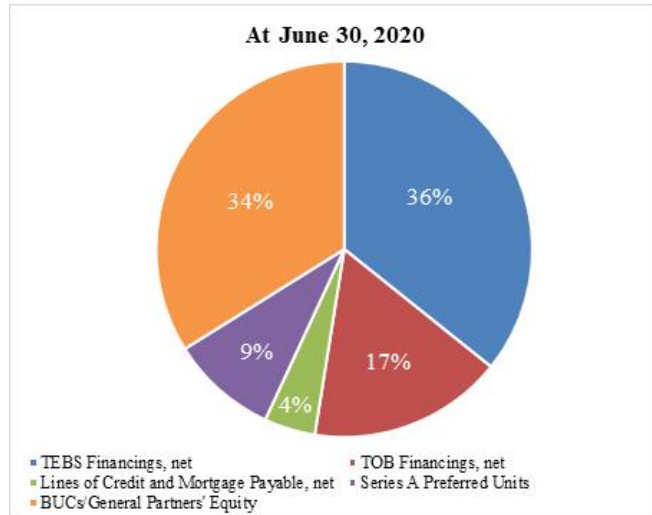


ATAX MORTGAGE INVESTMENT PROFILE

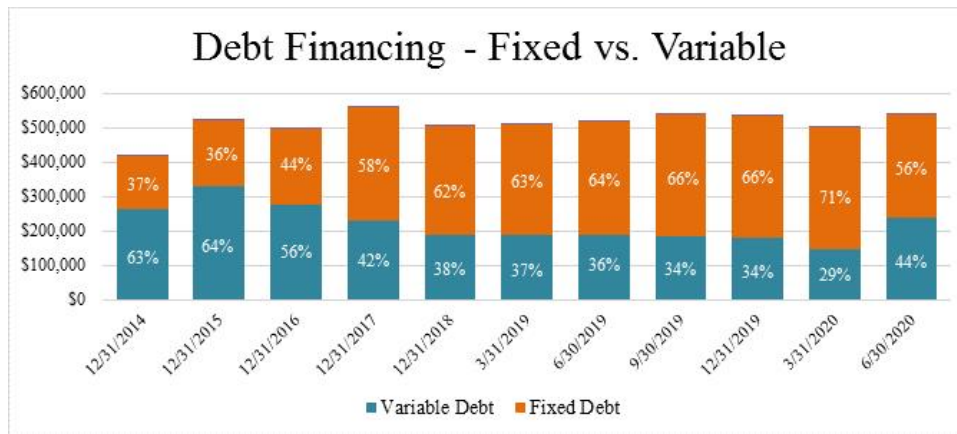


¹ Mortgage Investments include the Partnership's MRBs and Governmental issuer loan.

ATAX DEBT AND EQUITY PROFILE



DEBT FINANCING, NET (\$'s in 000's)

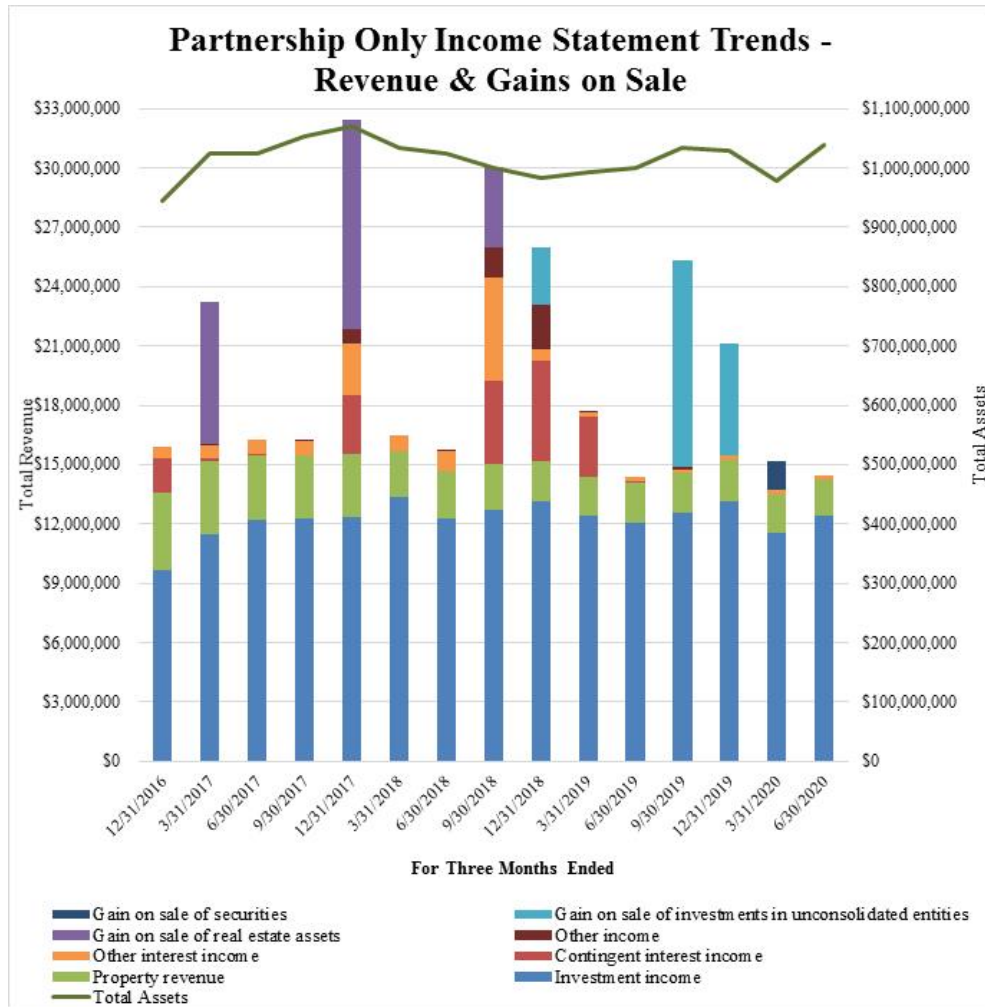


INTEREST RATE SENSITIVITY ANALYSIS¹

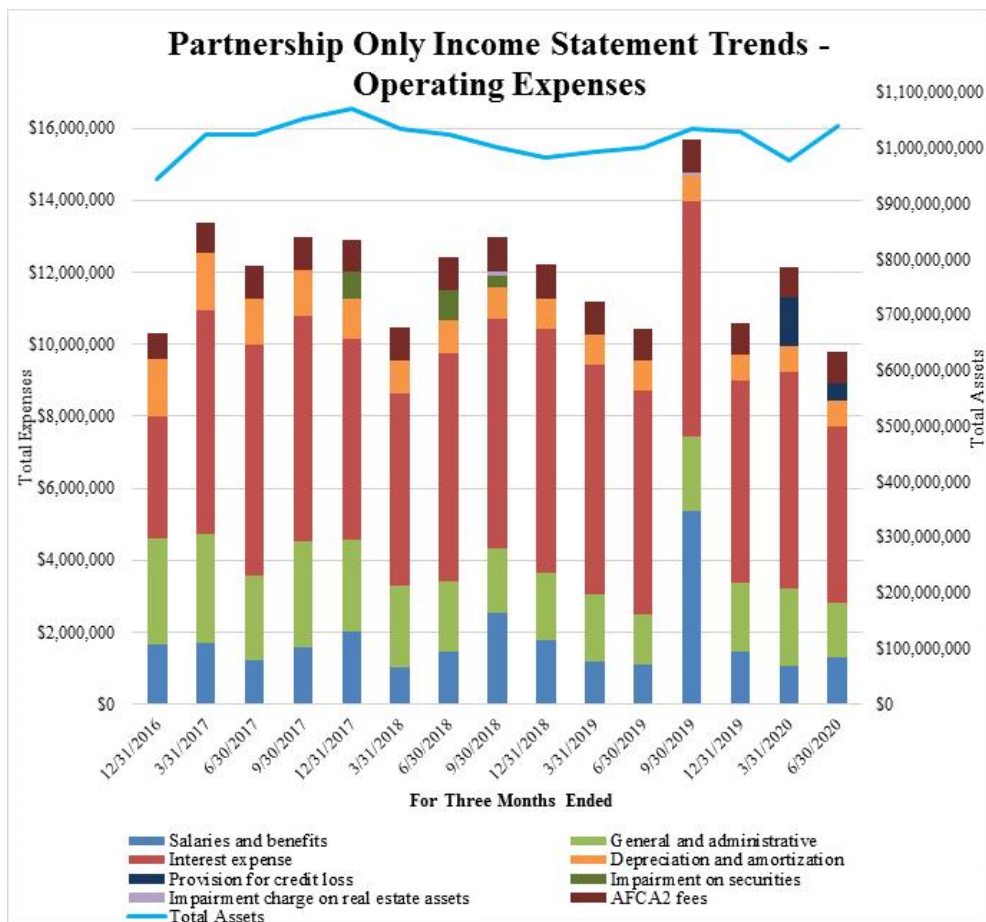
Description	- 25 basis points	+ 50 basis points	+ 100 basis points	+ 150 basis points	+ 200 basis points
TOB Debt Financings	\$290,319	\$(580,639)	\$(1,161,277)	\$(1,741,916)	\$(2,322,555)
TEBS Debt Financings	143,212	(286,424)	(572,848)	(859,272)	(1,145,696)
Other Investment Financings	35,854	(71,663)	(143,266)	(214,810)	(286,295)
Variable Rate Investments	(78,852)	157,704	315,407	473,111	630,815
Total	\$390,533	\$(781,022)	\$(1,561,984)	\$(2,342,887)	\$(3,123,731)

¹ Represents the change over the next 12 months assuming an immediate shift in rates and management does not adjust its strategy in response.

TOTAL REVENUE & GAIN ON SALE TRENDS



OPERATING EXPENSE TRENDS



- Since July 1, 2018, the ratio of "Salaries and benefits" and "General and administrative" expenses to Total assets has averaged approximately 0.38% per quarter.
- Salaries and benefits expense for the three months ended September 30, 2019 includes approximately \$2.7 million of expense related to the accelerated vesting of restricted units upon the change in control of ATAX's general partner on September 10, 2019.

OTHER PARTNERSHIP INFORMATION

Corporate Office:

14301 FNB Parkway
Suite 211

Omaha, NE 68154

Phone:

Investor & K-1 Services:

Web Site:

K-1 Services Email:

Ticker Symbol:

402-952-1235

855-4AT-AXK1

www.ataxfund.com

k1s@ataxfund.com

ATAX

Transfer Agent:

American Stock Transfer & Trust Company

59 Maiden Lane

Plaza Level

New York, NY 10038

Phone: 718-921-8124

888-991-9902

Corporate Counsel:

Barnes & Thornburg LLP

11 S. Meridian Street

Indianapolis, IN 46204

Independent Accountants:

PwC

1 North Wacker Drive

Chicago, Illinois 60606

Board of Managers of Greystone AF Manager, LLC: (acting as the directors of ATAX)

Stephen Rosenberg

Curtis A. Pollock

Jeffrey M. Baevsky

Drew C. Fletcher

Steven C. Lilly

Walter K. Griffith

William P. Mando, Jr.

Chairman of the Board

Manager

Manager

Manager

Manager

Manager

Manager

Corporate Officers:

Chief Executive Officer – Chad L. Daffer

Chief Financial Officer – Jesse A. Coury

Chief Investment Officer - Kenneth C. Rogozinski

AMERICA FIRST MULTIFAMILY INVESTORS, L.P.
CASH AVAILABLE FOR DISTRIBUTION (CAD) AND OTHER PERFORMANCE MEASURES

The following table contains reconciliations of the Partnership's GAAP net income to its CAD:

	For the Three Months Ended June 30, 2020	For the Six Months Ended June 30, 2020
Partnership net income	\$ 4,588,348	\$ 7,570,105
Change in fair value of derivatives and interest rate derivative amortization	(93,647)	(118,848)
Depreciation and amortization expense	712,081	1,421,519
Reversal of impairment on securities	-	(1,902,979)
Provision for credit loss	464,675	1,822,356
Impairment charge on real estate assets	25,200	25,200
Amortization of deferred financing costs	432,118	791,026
Restricted units compensation expense	296,268	335,336
Deferred income taxes	(960)	(31,881)
Redeemable Series A Preferred Unit distribution and accretion	(717,762)	(1,435,525)
Tier 2 Income distributable (Loss allocable) to the General Partner	-	80,501
Bond purchase premium (discount) amortization (accretion), net of cash received	(5,761)	(19,567)
Total CAD	<u>\$ 5,700,560</u>	<u>\$ 8,537,243</u>
Weighted average number of BUCs outstanding, basic	<u>60,545,204</u>	<u>60,649,692</u>
Partnership Only:		
Net income per BUC, basic	<u>\$ 0.06</u>	<u>\$ 0.10</u>
Total CAD per BUC, basic	<u>\$ 0.09</u>	<u>\$ 0.14</u>
Distributions declared per BUC	<u>\$ 0.06</u>	<u>\$ 0.185</u>

AMERICA FIRST MULTIFAMILY INVESTORS, L.P.
TAX INCOME INFORMATION RELATED TO BENEFICIAL UNIT CERTIFICATES

The following table summarizes tax-exempt and taxable income as percentages of total income allocated to the Partnership's BUCs on Schedule K-1 for tax years 2017 to 2019. This disclosure relates only to income allocated to the Partnership's BUCs and does not consider an individual unitholder's basis in the BUCs or potential return of capital as such matters are dependent on the individual unitholders' specific tax circumstances.

	<u>2019</u>	<u>2018</u>	<u>2017</u>
Tax-exempt income	37%	41%	62%
Taxable income	63%	59%	38%
	<u>100%</u>	<u>100%</u>	<u>100%</u>